



The Home of Intelligent Automation

ArcWorld CS

Designed for high output

Full of user friendly features and designed for best possible performance in the smallest possible space. Practical and bright workplace for the operator with the required materials close at hand.

Easy to install

The internal connection to the robot controller and interior lightning are already in place. So all you need to do is to simply plug in the main power to the power distribution box which is located on the rear end of the ArcWorld CS.

Easy to move


The wheels on front and rear makes it is easy to move the whole robot cell with a pallet truck.

Everything in one place

Robot, positioner, controller and power supply are all mounted on a common platform. This makes it easy to move the ArcWorld and start up again if needed.

In addition to the outlet for the welding power source, the power distribution box also has extra sockets for 230VAC and 400VAC that can be used for other equipment. Sockets for connecting the compressed air are also included.






ArcWorld CS V2-500, L =1300

Space saving and user-friendly design. This compact system is capable of handling medium to large workpieces. Material can be loaded with an overhead crane.


AW-V2-500 Y3 (L=1300)	
Payload	500 kg per station
Workpiece size	ø 900 mm, width 1200 mm
Robot	MOTOMAN-AR1440
Controller	YRC1000
Size	2300x4435x2360 mm



ArcWorld CS V2-500, L =2050

Space saving and user-friendly design. This compact system is capable of handling medium to large workpieces. Material can be loaded with an overhead crane.


AW-V2-500 Y3 (L=2050)	
Payload	500 kg per station
Workpiece size	ø 1000 mm, width 1950 mm
Robot	MOTOMAN-AR2010
Controller	YRC1000
Size	3062x5055x2360 mm



ArcWorld CS V2-500, L = 2400

Generous width able to accommodate large workpieces. Single or twin robot system. Material can be loaded with an overhead crane.

AW-V2-500 Y3 (L=2400)	
Payload	500 kg per station
Workpiece size	ø 1200 mm, width 2300 mm
Robot	MOTOMAN-AR2010 (single or twin)
Controller	YRC1000
Size	3500x5684x2409 mm



ArcWorld CS V2TL-500


High freedom of positioning during welding with the built-in turn-tilt positioner. Material can be loaded with an overhead crane.

AW-V2TL-500	
Payload	500 kg per station
Workpiece size	ø 1200 mm, width 600 mm
Robot	MOTOMAN-AR1440
Controller	YRC1000
Size	3062x5055x2360 mm



Options

- Service door located at the the operator's left.
- Positioner media transfer (signal, air, current.
- Retrofit adapter for old fixtures.
- MotoSim with kinematic simulation.
- Integration of welding equipment and power sources of various types and brands.
- Twin robot system.



Key benefits

- Short delivery times.
- Easy to install, and to relocate.
- Easy to operate.
- Small footprint.
- Generous space for the robot.
- Material can be loaded with an overhead crane.
- Designed for operator ease of use.
- Prepared for offline programming.
- TIG, MIG or MAG welding possible.

ArcWorld RS & HS

Plenty to offer

When space is limited, the "Mini" and "Micro" have a lot to offer. Easy to ship, install and operate makes it possible to go from delivery to full operation in just four hours.



ArcWorld RS Mini

Complete with robot and controller the ArcWorld RS Mini with its revolving door and table it makes the transition from manual welding easy.

ArcWorld RS Mini	
Dimensions	1437x2148x2191 mm
Weight	895 kg
Payload	100 kg on each side of turntable
Robot	MOTOMAN-AR900
Controller	YRC1000

ArcWorld HS Micro

ArcWorld HS Micro is the smallest in the family with a footprint of just 1.4 sp.m. It is also available with a rotating fixture disc, ideal for welding and training purposes.

ArcWorld HS Micro	
Dimensions	953x1970x2138 mm
Weight	690 kg
Payload	100 kg maximum on the fixed table
Robot	MOTOMAN-AR900
Controller	YRC1000

Key benefits

- Very small footprint.
- Short delivery times.
- Easy to install.
- Easy to relocate.

Main Offices

Sydney: 66A Glendenning Road
Glendenning NSW 2761 Australia

Melbourne: 10 Southern Court
Keysborough VIC 3173 Australia

Email sales@ragroup.com.au

Website www.ragroup.com.au

Phone 1300 552 333

Service Sydney
Melbourne

Brisbane

Adelaide

Perth

Auckland

Email service@ragroup.com.au

Phone 1300 552 333

Thousands of businesses continue to use RA Group
for our valuable industry experience.

Food, Beverage and Packaging




General Manufacturing



Distribution and Logistics



Pharma and Healthcare



Education



Paper and Print



Mining



Shaping the future.
Sustainably. Together

NOTE: All brand names and logos shown are registered trademarks of their respective owners and are shown for identification purposes only.